

## Member of DJSI Emerging Markets

### Company Information

Country: Thailand

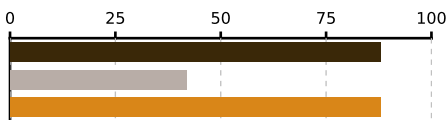
Index market cap\*: 1,941

\*USD millions

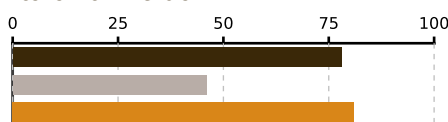
Source: S&P Global BMI, 31 July 2018

### 2018 Assessment Results

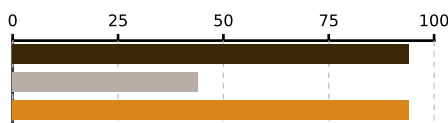
#### Total Scores



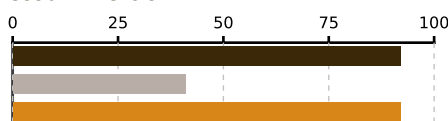
#### Economic Dimension



#### Environmental Dimension



#### Social Dimension



Legend: Industry best score (orange), Industry median score (grey), IRPC PCL (black)

Industry Overview	Maximum Score	Median Score
Total	88	42
Economic Dimension	81	46
Environmental Dimension	94	44
Social Dimension	92	41

DJSI World	Maximum Score	Median Score
Total	85	83
Economic Dimension	81	77
Environmental Dimension	94	94
Social Dimension	87	83

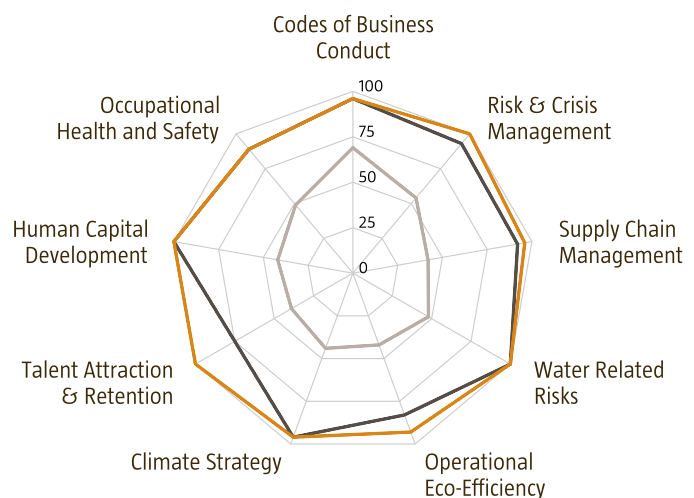
IRPC PCL leads the Oil & Gas Refining & Marketing industry in RobecoSAM's Corporate Sustainability Assessment based on its Total Sustainability Score in 2018. This report provides a broad overview of the performance of the Oil & Gas Refining & Marketing industry and the relative positioning of IRPC PCL at the dimension and criteria level.

### Industry Drivers

The oil & gas refining and marketing industry plays a vital role converting crude oil and other alternative feedstocks into a variety of products. Good environmental management of operations requires the reduction of spills and emissions and is closely linked to cost-competitiveness through the operating availability of refineries and to maintaining compliance with operating permits. Appropriate management of environmental and social issues in the supply chain and contractor health and safety reduce reputational risks. The leading companies are those that are able to minimize these risks and attract an adept workforce. Understanding these issues is an important concern when companies seek to strengthen their refinery portfolios through acquisitions and diversification of their feedstock portfolios. Increasing exposure to sustainable mobility trends such as electric and hybrid vehicles or advanced biofuels means climate strategy is of increasing importance to the industry's future.

### Company Performance

RobecoSAM has selected the most relevant criteria in each sustainability dimension based on their weight in the assessment and their current or expected significance for the industry. The spider chart below visualizes the performance of the industry leader against the best score achieved in each criterion and the median industry score.



Legend: Industry best score (orange), Industry average score (grey), IRPC PCL (black)

## Corporate Sustainability Assessment

The RobecoSAM Corporate Sustainability Assessment (CSA) is a comprehensive annual evaluation of companies' sustainability practices and performance. Every March, RobecoSAM extends invitations to over 3,500 of the largest, listed companies globally to participate in the assessment by completing an in-depth questionnaire. Assessment results are published in September, following the analysis of companies' submissions complemented by additional research performed by RobecoSAM.

RobecoSAM's CSA is one of the longest standing ESG rating methodologies worldwide, dating back to 1999. The CSA assesses companies on the basis of 80 – 120 industry-specific questions across 60 industries focusing on financially material economic, environmental, and social factors that are relevant to companies' success, but that are under-researched in conventional financial analysis. Every year, the CSA undergoes rigorous methodological review in order to ensure that the most current material sustainability topics, as well as emerging, long-term sustainability themes often of interest to investors are reflected, and companies are challenged on topics that lack disclosure today.

The results of the CSA are used for the annual rebalancing of the iconic Dow Jones Sustainability Indices (DJSI) and are made available to investors, researchers, and non-governmental organizations through the Bloomberg Professional platform. The results of the CSA are also used for the creation of the RobecoSAM Sustainability Yearbook, one of the most comprehensive annual publications on corporate sustainability.

## Additional Resources

For more information on the CSA and a complete list of all Dow Jones Sustainability Indices constituents visit [www.robecosam.com/CSA](http://www.robecosam.com/CSA)

Assessed companies can access their own results and benchmark themselves against their peers directly through the online assessment portal.

### Contact

RobecoSAM AG  
Josefstrasse 218  
Ch-8005 Zürich Switzerland  
Tel +41 44 653 10 10  
[assessments@robecosam.com](mailto:assessments@robecosam.com)

Disclaimer. No Offer: The information and opinions contained in this publication neither constitute an offer nor an invitation to make an offer to buy or sell any securities or any options, futures or other derivatives related to such securities. The information described in this publication is not directed to persons in any jurisdiction where the provision of such information would run counter to local laws and regulation. No warranty: This information is derived from sources believed to be accurate and reliable, but neither its accuracy nor completeness is guaranteed. The material and information in this information is provided "as is" and without warranties of any kind, either expressed or implied. RobecoSAM and their related and affiliated companies disclaim all warranties, expressed or implied, including, but not limited to, implied warranties of merchantability and fitness for a particular purpose. Any opinions and views in this publication reflect the current judgment of the authors and may change without notice. It is each reader's responsibility to evaluate the accuracy, completeness and usefulness of any opinions, advice, services or other information provided in this publication. Limitation of liability: All information contained in this publication is distributed with the understanding that the authors, publishers and distributors are not rendering any legal, accounting or other professional advice or opinions on specific facts or matters and accordingly assume no liability whatsoever in connection with its use. In no event shall RobecoSAM and its related, affiliated and subsidiary companies be liable for any direct, indirect, special, incidental or consequential damages arising out of the use of any opinion or information expressly or implicitly contained in this publication. Copyright: Unless otherwise noted, text, images and layout of this publication are the exclusive property of RobecoSAM and/or its related, affiliated and subsidiary companies and may only be copied, reproduced or distributed, in whole or in part, provided that RobecoSAM AG is explicitly indicated as the source.